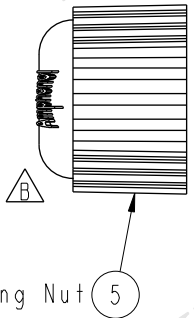

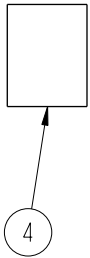


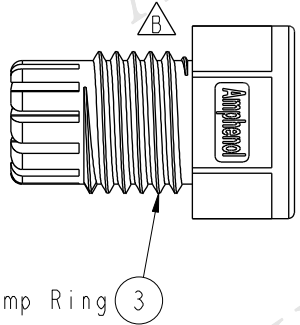
REV.	ECN NO.	DATE	SIGN	DESCRIPTION
B	LEN14C0040	2014/11/24	Vicky	Update Logo & Dimension



Sealing Nut (5)



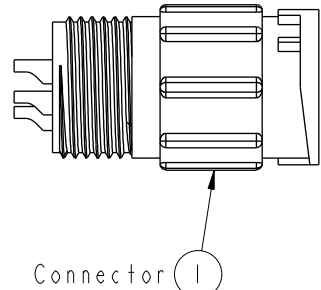
Seal (4)



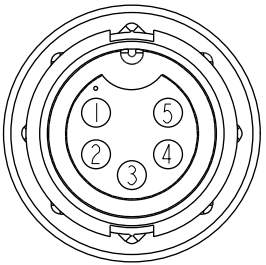
Clamp Ring (3)



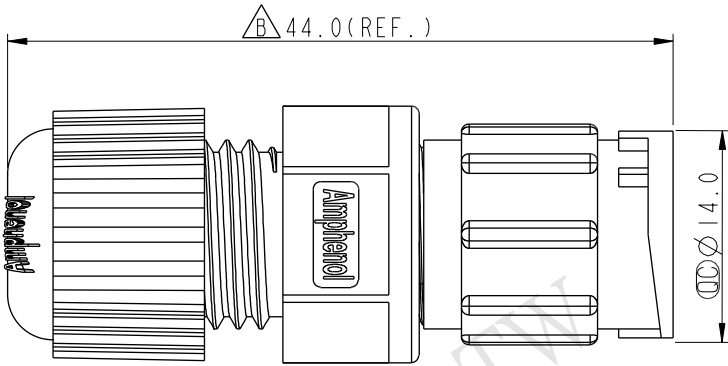
Gasket (2)



Connector (1)



Pin Assignments Front View



Note:

- * \varnothing Important Dimension To Check.
- * Waterproof Rate: IP67
- * Housing: Nylon+GF, Black
- * Female Pin: Copper Alloy, Gold Plated
- * Gasket: EPDM, Black
- * Clamp Ring: Nylon, Black
- * Seal: EPDM, Black
- * Sealing Nut: Nylon, Black
- * Seal For Cable OD: $\varnothing 4.5\text{mm} \sim \varnothing 6.5\text{mm}$
(防水墊圈線徑: $\varnothing 4.5\text{mm} \sim \varnothing 6.5\text{mm}$)
- * One Set Unassembled In One PE Bag
(每一組未組裝, 放置於一個PE袋, 並封口)

UNIT:mm		
TOLERANCE	.X ± 0.25	
	.XX ± 0.1	
	.XXX ± 0.05	
ANGLES	$\pm 1^\circ$	

TITLE Standard Assy Lock 5P M Conn F Pin			
SCALE 3:2	SIZE A4	SHEET 1 OF 1	
REV. B	WC-REV. A.2	\varnothing : Inspection item	

Amphenol LTW
安費諾亮泰企業股份有限公司

ITEM NO BD-05BMFA-LL7001	DRAWN BY Vicky	DATE 2014-11-24
DWG NO BD-05BMFA-LL7001	CHECKED BY Sam	DATE 2014-11-24
CUSTOMER ALTW	APPROVED BY Rita	DATE 2014-11-24

THIS DOCUMENT IS SUBJECT TO CHANGE WITHOUT NOTICE. IT IS CONFIDENTIAL AND A PROPERTY OF Amphenol LTW. DISCLOSURE TO THIRD PARTY HAS TO BE AUTHORIZED BY Amphenol LTW.