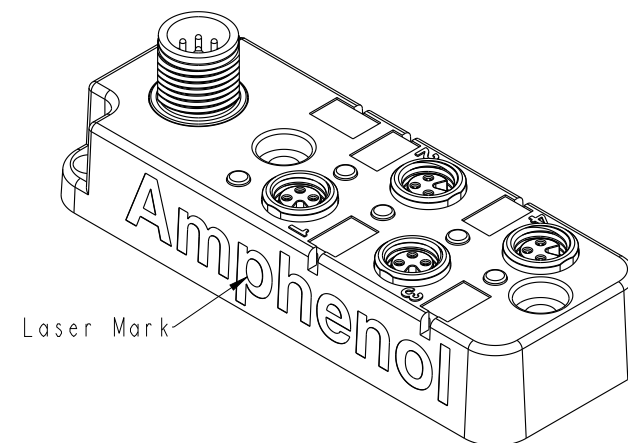


REV.	ECN NO.	DATE	SIGN	DESCRIPTION



Note:

\* QC Important Dimensions.

Electrical:

\* Voltage: 24VDC, 30V DCMax.

\* Current Sum Max.: 6A

\* Power indicator: 1\*LED, Green

\* Function Indicator: 4 \* LED Yellow

\* Homerun Connector: M12\*1.0, 8-pole Male

\* Sensor Connections: M8\*1.0, 3-pole Female

\* Switching Output: PNP

Mechanical :

\* Box Materi

\* Connector Housing Material:

- \* Contact Material: Copper Alloy, Gold plated

\* No. of Ports: 4

\* Style: M8\* |

\* Mounting tv

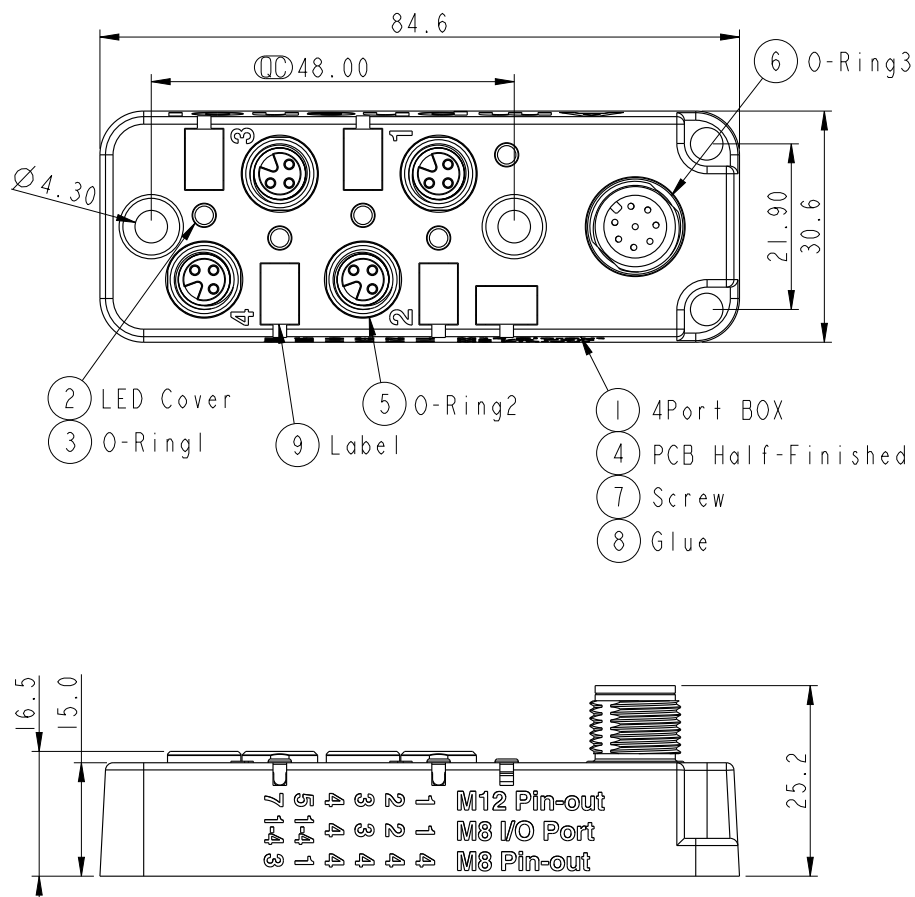
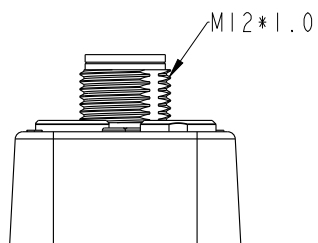
Environmental:

\* Operating Temp

\* Waterproof Rate: IP67 (Unmated)

- \* Waterproof Rate: IP67 (Unrated)
- \* Oil Resistant

\* Oil Resistant

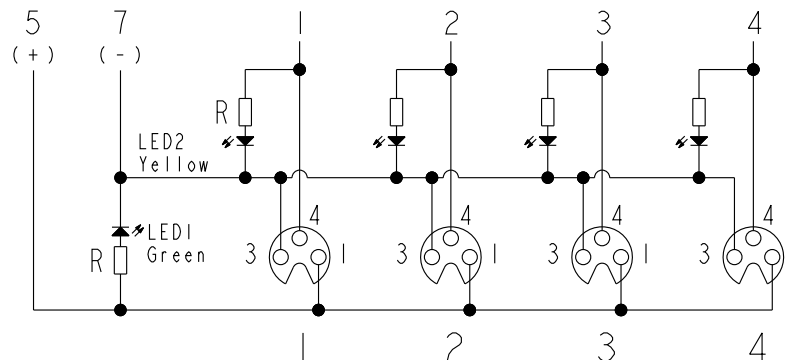


UNIT:mm				TITLE M8 Distribution BOX With M12			Amphenol LTW 安費諾亮泰企業股份有限公司		ITEM NO DB8-3A4M12-SPS7001		DRAWN BY Tony_leng		DATE 2014-07-14				
TOLERANCE .X ±0.25 .XX ±0.1 .XXX ±0.05 ANGLES ±				SCALE 1:1		SIZE A4			SHEET 1 OF 2		DWG NO DB8-3A4M12-SPS7001		CHECKED BY Jimmy		DATE 2014-07-14		
				REV. A		WC-REV. A.6			QC: Inspection item		CUSTOMER ALTW		APPROVED BY Wenmao		DATE 2014-07-14		

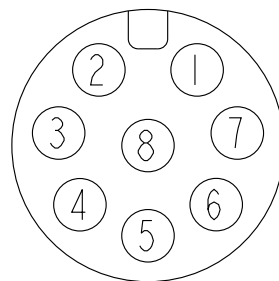
THIS DOCUMENT IS SUBJECT TO CHANGE WITHOUT NOTICE. IT IS CONFIDENTIAL AND A PROPERTY OF Amphenol LTW. DISCLOSURE TO THIRD PARTY HAS TO BE AUTHORIZED BY Amphenol LTW.



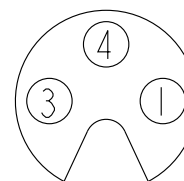
### M12 Connector Pins




### M8 I/O Ports



M12



M8



4	4	4
3	3	4
2	2	4
1	1	4
7(0V)	1~4	3
5(+V)	1~4	1
M12 Pin	M8 Port	M8 Pin

UNIT:mm		TITLE		ITEM NO		DRAWN BY		DATE	
TOLERANCE		M8 Distribution BOX With M12		DB8-3A4M12-SPS7001		Tony_leng		2014-07-14	
.X		SCALE	1:1	SIZE	A4	SHEET	2	OF	2
.XX		REV.	A	WC-REV.	A.6	QC:Inspection item		CHECKED BY	Jimmy
.XXX		Amphenol LTW		DB8-3A4M12-SPS7001		Wenmao		2014-07-14	
ANGLES		安費諾亮泰企業股份有限公司		CUSTOMER		ALTW		2014-07-14	