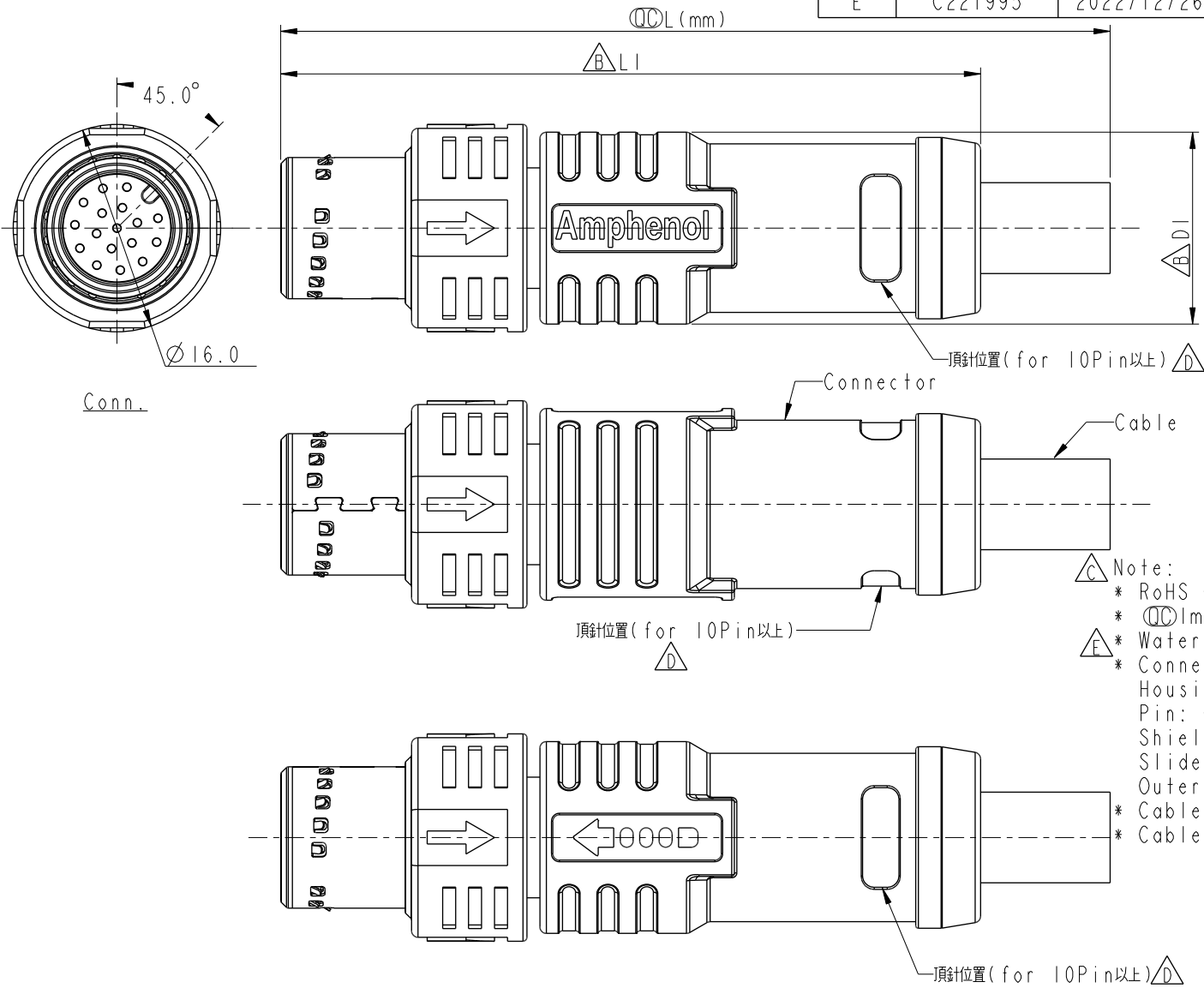


THIS DOCUMENT IS SUBJECT TO CHANGE WITHOUT NOTICE. IT IS CONFIDENTIAL AND A PROPERTY OF Amphenol LTW. DISCLOSURE TO THIRD PARTY HAS TO BE AUTHORIZED BY Amphenol LTW.

REV.	ECN NO.	DATE	SIGN	DESCRIPTION
C	C210429, 487	2021/03/29	Vicky	$\triangle C$ X4
D	C210939	2021/06/04	Cynthia	$\triangle D$ X3
E	C221995	2022/12/26	Vicky	$\triangle E$ X1



Note:

- * RoHS Compliant
- * \circ Important dimension
- * \triangle Waterproof rate: IP68, mated 1m/24h
- * Connector
 - Housing: Thermoplastic, Black
 - Pin: Copper alloy, Gold plated
 - Shield: Metal
 - Slider: Thermoplastic, Black
 - Outer mold: Thermoplastic, Black
- * Cable: UL2517, PVC Jacket, Black
- * Cable length tolerance: 1M: +50/-0 mm
 - 1M < L ≤ 3M: +100/-0 mm
 - 3M < L ≤ 5M: +150/-0 mm
 - 5M < L ≤ 10M: ±100 mm
 - 10M < L ≤ 20M: ±200 mm
 - 20M < L ≤ 30M: ±300 mm
 - 30M < L ≤ 99M: ±500 mm

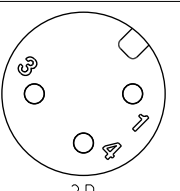
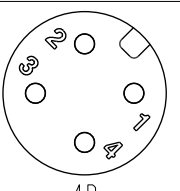
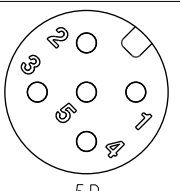
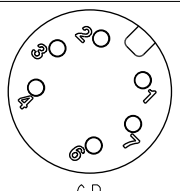
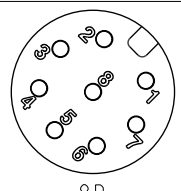
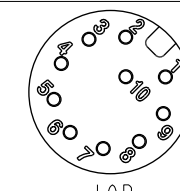
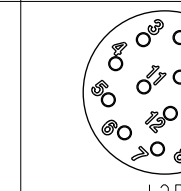
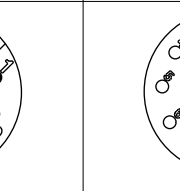
UNIT: mm	\varnothing	∇	TITLE N SEN, M12 A, PUSH PULL CABLE W/O SR, M, M, MOLDING
TOLERANCE ±0.5mm	SCALE 2:1	SIZE A4	SHEET 1 OF 2
REV. E	WC-REV.	\circ : Inspection item	

Amphenol LTW
安費諾亮泰企業股份有限公司

ITEM NO.	DRAWN BY Sam Ho	DATE 2020-09-10
DWG NO. M12A-XXBMM-PL8DXX	CHECKED BY Fred Lee	DATE 2020-09-10
CUSTOMER ALTW	APPROVED BY Fred Lee	DATE 2020-09-10

THIS DOCUMENT IS SUBJECT TO CHANGE WITHOUT NOTICE. IT IS CONFIDENTIAL AND A PROPERTY OF AMPHENOL LTW. DISCLOSURE TO THIRD PARTY HAS TO BE AUTHORIZED BY AMPHENOL LTW.

<p>M12A-XXBMMM-PL8DXX</p> <p>XX: No. Of Pin</p> <p>XX: 01~99Meters 01: 01Meter 02: 02Meters . 99: 99Meters</p>	<table border="1" style="width: 100%; border-collapse: collapse;"> <tr> <td>17P</td> <td>7.0</td> <td rowspan="3" style="text-align: center;">26</td> <td>M12A-17BMMM-PL8DXX</td> <td rowspan="3" style="text-align: center;">54.0</td> <td rowspan="3" style="text-align: center;">14.8</td> </tr> <tr> <td>12P</td> <td>6.0</td> <td>M12A-12BMMM-PL8DXX</td> </tr> <tr> <td>10P</td> <td></td> <td>M12A-10BMMM-PL8DXX</td> </tr> <tr> <td>8P</td> <td>5.5</td> <td rowspan="3" style="text-align: center;">24</td> <td>M12A-08BMMM-PL8DXX</td> <td rowspan="3" style="text-align: center;">50.0</td> <td rowspan="3" style="text-align: center;">12.8</td> </tr> <tr> <td>6P</td> <td>5.0</td> <td>M12A-06BMMM-PL8DXX</td> </tr> <tr> <td>5P</td> <td>5.1</td> <td>M12A-05BMMM-PL8DXX</td> </tr> <tr> <td>4P</td> <td>4.8</td> <td rowspan="2" style="text-align: center;">22</td> <td>M12A-04BMMM-PL8DXX</td> <td rowspan="2" style="text-align: center;">50.0</td> <td rowspan="2" style="text-align: center;">12.8</td> </tr> <tr> <td>3P</td> <td>4.1</td> <td>M12A-03BMMM-PL8DXX</td> </tr> <tr> <td>△C Contacts</td> <td>Cable OD</td> <td>AWG</td> <td>Item No.</td> <td>△B LI</td> <td>△B DI</td> </tr> </table>		17P	7.0	26	M12A-17BMMM-PL8DXX	54.0	14.8	12P	6.0	M12A-12BMMM-PL8DXX	10P		M12A-10BMMM-PL8DXX	8P	5.5	24	M12A-08BMMM-PL8DXX	50.0	12.8	6P	5.0	M12A-06BMMM-PL8DXX	5P	5.1	M12A-05BMMM-PL8DXX	4P	4.8	22	M12A-04BMMM-PL8DXX	50.0	12.8	3P	4.1	M12A-03BMMM-PL8DXX	△C Contacts	Cable OD	AWG	Item No.	△B LI	△B DI
17P	7.0	26	M12A-17BMMM-PL8DXX	54.0		14.8																																			
12P	6.0		M12A-12BMMM-PL8DXX																																						
10P			M12A-10BMMM-PL8DXX																																						
8P	5.5	24	M12A-08BMMM-PL8DXX	50.0	12.8																																				
6P	5.0		M12A-06BMMM-PL8DXX																																						
5P	5.1		M12A-05BMMM-PL8DXX																																						
4P	4.8	22	M12A-04BMMM-PL8DXX	50.0	12.8																																				
3P	4.1		M12A-03BMMM-PL8DXX																																						
△C Contacts	Cable OD	AWG	Item No.	△B LI	△B DI																																				

	Pin Out	5 -- 4 Black 黑 3 Blue 藍 2 -- 1 Brown 棕	5 -- 4 Black 黑 3 Blue 藍 2 White 白 1 Brown 棕	5 Gray 灰 4 Black 黑 3 Blue 藍 2 White 白 1 Brown 棕	8 -- 7 Blue 藍 6 Pink 粉 5 -- 4 Yellow 黃 3 Green 綠 2 Brown 棕 1 White 白	8 Red 紅 7 Blue 藍 6 Pink 粉 5 Gray 灰 4 Yellow 黃 3 Green 綠 2 Brown 棕 1 White 白	12 -- 11 -- 10 Violet 紫 9 Black 黑 8 Red 紅 7 Blue 藍 6 Pink 粉 5 Gray 灰 4 Yellow 黃 3 Green 綠 2 Brown 棕 1 White 白	12 Red/Blue 紅/藍 11 Gray/Pink 灰/粉 10 Violet 紫 9 Black 黑 8 Red 紅 7 Blue 藍 6 Pink 粉 5 Gray 灰 4 Yellow 黃 3 Green 綠 2 Brown 棕 1 White 白	17 White/Gray 白/灰 16 Yellow/Brown 黃/棕 15 White/Yellow 白/黃 14 Brown/Green 棕/綠 13 White/Green 白/綠 12 Red/Blue 紅/藍 11 Gray/Pink 灰/粉 10 Violet 紫 9 Red 紅 8 Gray 灰 7 Black 黑 6 Yellow 黃 5 Pink 粉 4 Green 綠 3 White 白 2 Blue 藍 1 Brown 棕
	Conn.								

Pin Assignments Front View

UNIT:mm		TITLE N SEN, M12 A, PUSH PULL CABLE W/O SR, M, M, MOLDING	Amphenol LTW 安費諾亮泰企業股份有限公司	ITEM NO	DRAWN BY Sam Ho	DATE 2020-09-10
TOLERANCE ±0.5mm		SCALE 2:1	SIZE A4	DWG NO M12A-XXBMMM-PL8DXX	CHECKED BY Fred Lee	DATE 2020-09-10
		REV. E	WC-REV.	CUSTOMER ALTW	APPROVED BY Fred Lee	DATE 2020-09-10
		◎◎: Inspection item				