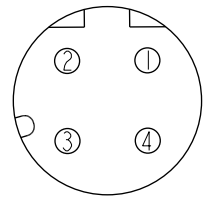
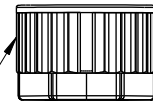
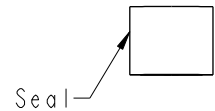
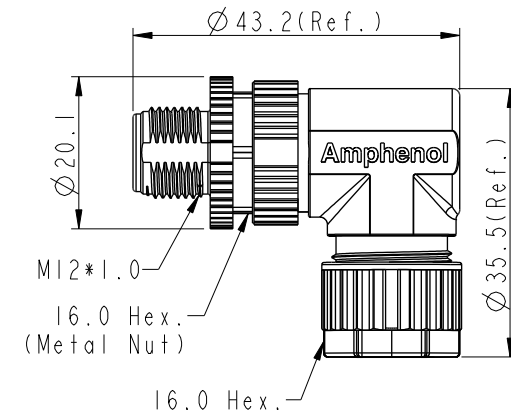

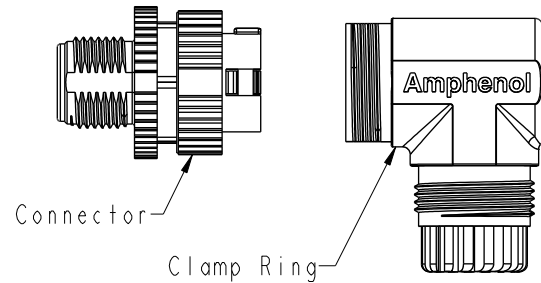


REV.	ECN NO.	DATE	SIGN	DESCRIPTION
E	C210561	2021/04/13	Vicky	 X3
F	C210977	2021/06/23	Vicky	 X1
G	C221877	2022/12/09	Ruru	 X1

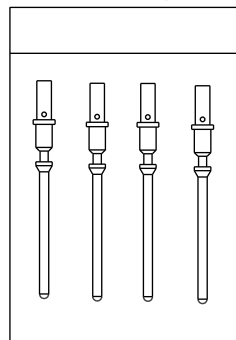
△MI2D-XXBMMC-SR700I

XX: No. Of Pin—



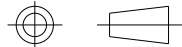
4P

### Pin Assignments Front View





PE Bag

UNIT: mm



TOLERANCE	
.X	$\pm 0.25$
.XX	$\pm 0.1$
.XXX	$\pm 0.05$
ANGLES	$\pm 1^{\circ}$

TITLE
-------

FILE	N SEN, M12 D, SCREW		
	CABLE W/O SR, M, M, FI/PANEL	CRIMP	

SCALE	Free
-------	------

SIZE	A4
------	----

SHEET	OF
-------	----

REV. G

WC-REV. 0

(QC): Inspection item

**Amphenol LTW**  
安費諾亮泰企業股份有限公司



DWG

CUSTOMER

NO MI2D-XXBMMC-SR700

TOMER  
ALTW

DATE	11/11/2011
DRAWN BY	11/11/2011

Xiaofeng

1	CHECKED BY	Li-Feng
---	------------	---------

	APPROVED BY
--	-------------

APPROVED BY Jerry

DATE
------

2019/12/18

DATE	2019/12/18
------	------------

DATE	2019/12/18
------	------------

W10814-03-西醫01A2

THIS DOCUMENT IS SUBJECT TO CHANGE WITHOUT NOTICE. IT IS CONFIDENTIAL AND A PROPERTY OF Amphenol LTW. DISCLOSURE TO THIRD PARTY HAS TO BE AUTHORIZED BY Amphenol LTW