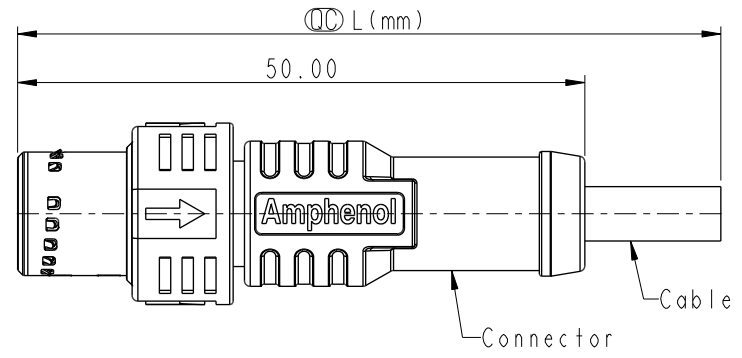
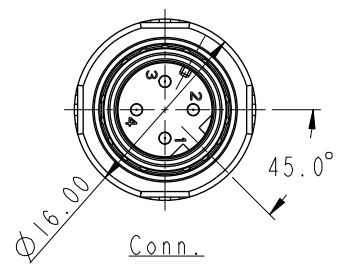


THIS DOCUMENT IS SUBJECT TO CHANGE WITHOUT NOTICE. IT IS CONFIDENTIAL AND A PROPERTY OF Amphenol LTW. DISCLOSURE TO THIRD PARTY HAS TO BE AUTHORIZED BY Amphenol LTW.

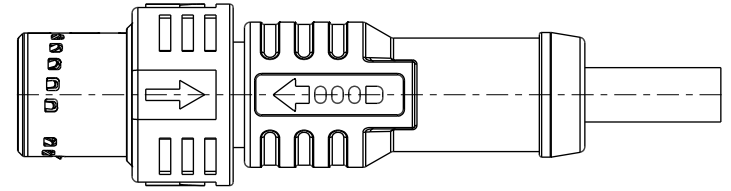
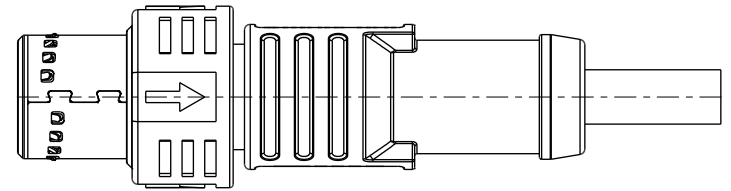
REV.	ECN NO.	DATE	SIGN	DESCRIPTION
B	C201465	2020/09/18	Vincent Huang	$\triangle B$ X3
C	C210542	2021/04/12	Ruru	$\triangle C$ X1
D	C221874	2022/12/08	Ruru	$\triangle D$ X1



MI2D- XX BMMM-PL8D XX

XX: No. of Pin

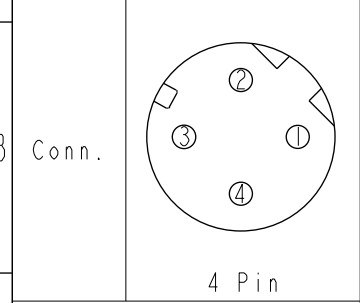
XX: 01~99Meters
 01: 01Meter
 02: 02Meters
 :
 99: 99Meters



Note: $\triangle B$ $\triangle C$

- * RoHS Compliant
- * \odot Important dimension
- $\triangle D$ * Waterproof rate: IP68, mated 1m/24h
- * Connector
- Housing: Thermoplastic, Black
- Pin: Copper alloy, Gold plated
- Shield: Metal
- Slider: Thermoplastic, Black
- Outer mold: Thermoplastic, Black
- * Cable: UL2517, 22#*4, OD=4.8mm, PVC Jacket, Black
- * Cable length tolerance: 1M: +50/-0 mm
- 1M < L ≤ 3M: +100/-0 mm
- 3M < L ≤ 5M: +150/-0 mm
- 5M < L ≤ 10M: ±100 mm
- 10M < L ≤ 20M: ±200 mm
- 20M < L ≤ 30M: ±300 mm
- 30M < L ≤ 99M: ±500 mm

Pin Out	Wire	Wire
5	--	
4	Black	黑
3	Blue	藍
2	White	白
1	Brown	棕



Pin Assignments Front View $\triangle B$

UNIT:mm	\odot	∇
TOLERANCE	±0.5 mm	

TITLE N SEN, MI2 D, PUSH PULL CABLE W/O SR, M, M, MOLDING			
SCALE 2:1	SIZE A4	SHEET 1 OF 1	
REV. D	WC-REV. A.1	\odot : Inspection item	

Amphenol LTW
 安費諾亮泰企業股份有限公司

ITEM NO	DRAWN BY Vincent Huang	DATE 2020/09/09
DWG NO MI2D-XXBMMM-PL8DXX	CHECKED BY Aric Ko	DATE 2020/09/09
CUSTOMER ALTW	APPROVED BY Max Yang	DATE 2020/09/09