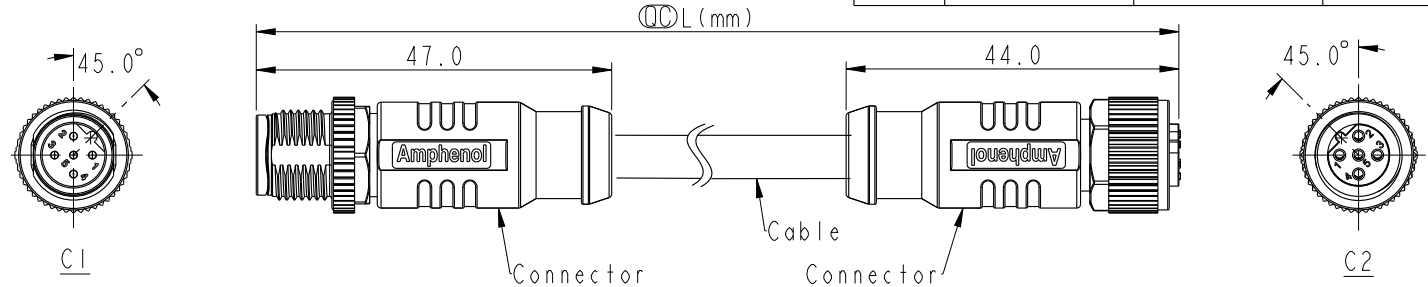
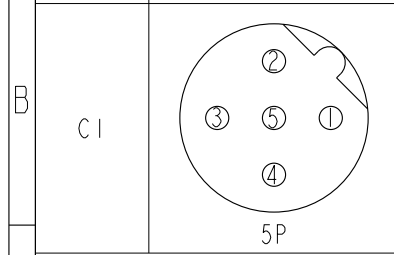
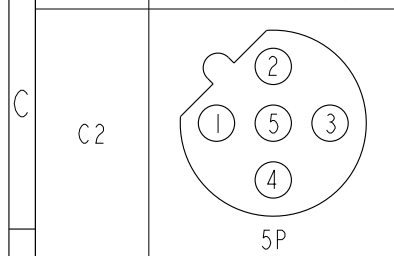


THIS DOCUMENT IS SUBJECT TO CHANGE WITHOUT NOTICE. IT IS CONFIDENTIAL AND A PROPERTY OF Amphenol LTW. DISCLOSURE TO THIRD PARTY HAS TO BE AUTHORIZED BY Amphenol LTW.

REV.	ECN NO.	DATE	SIGN	DESCRIPTION
C	C210497	2021/03/31	Ruru	△C X2
D	C222007	2022/12/27	Ruru	△D X2
E	C230829	2023-07-10	JC Chen	△E X1



Pin Out	Shield	Wire
5	Gray	灰黑
4	Black	藍
3	Blue	白
2	White	棕
1	Brown	



Pin Assignments Front View

△B MSBSXXXML-SBSFL-SBXXX

XX: No. Of Pin

XXX: 0.5~99Meters  
 A05: 0.5 Meter  
 1: 01 Meter  
 2: 02 Meters  
 :  
 99: 99 Meters

Note: △C

- \* RoHS Compliant
- \* ∅ Important dimension
- \* C1

△D Waterproof rate: IP68, mated 1m/24h  
 IP69K, mated  
 Housing: Thermoplastic, Black  
 Pin: Copper alloy, Gold plated  
 Nut: Metal  
 Shield: Metal  
 Outer mold: Thermoplastic, Black

\* C2

△D Waterproof rate: IP68, mated 1m/24h  
 IP69K, mated  
 Housing: Thermoplastic, Black  
 Pin: Copper alloy, Gold plated  
 O-Ring: Rubber, Gray  
 Nut: Metal  
 Shield: Metal  
 Outer mold: Thermoplastic, Black

\* Cable: UL20549, Shield, 22#\*5C+AL/MY+B, OD=5.7mm,  
 PU Jacket, Black

\* Cable length tolerance: 0.5M < L ≤ 1M: +60/-0 mm  
 1M < L ≤ 3M: +120/-0 mm  
 3M < L ≤ 5M: +160/-0 mm  
 5M < L ≤ 10M: ±100 mm  
 10M < L ≤ 20M: ±200 mm  
 20M < L ≤ 30M: ±300 mm  
 30M < L ≤ 99M: ±500 mm

UNIT:mm TOLERANCE ± 0.5mm	TITLE ACC, SEN, B Code, DB-ENDED MF			Amphenol LTW 安費諾亮泰企業股份有限公司	ITEM NO	DRAWN BY Brady	DATE 2019/01/24
	SCALE 1:1	SIZE A4	SHEET 1 OF 1		DWG NO MSBSXXXML-SBSFL-SBXXX	CHECKED BY Eagle	DATE 2019/01/24
	REV. E	WC-REV. A	∅ Inspection item		CUSTOMER ALTW	APPROVED BY Neo	DATE 2019/01/24